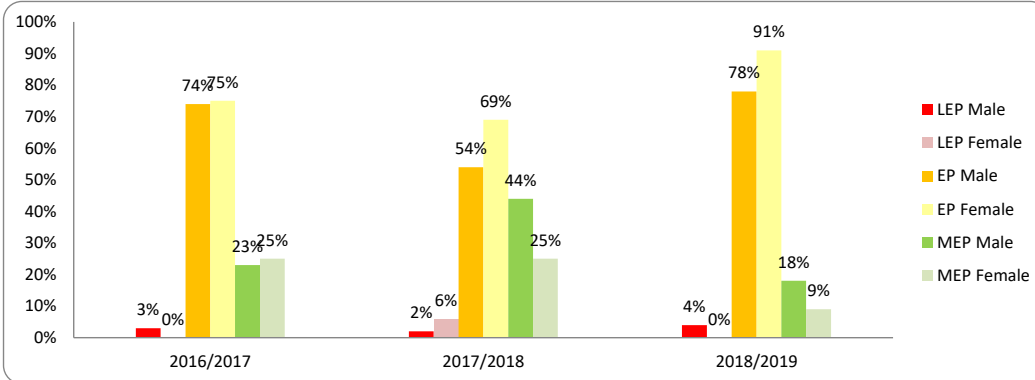


## GENDER: Comparison of Progress vs Expectation 2018 - 2019

	Number of pupils with appropriate data for the comparison:		Percentage of Pupils who made Less than Expected Progress		Percentage of Pupils who made Expected Progress		Percentage of Pupils who made above Expected Progress	
	Male	Female	Male	Female	Male	Female	Male	Female
Language and Literacy	91	34	4%	0%	71%	31%	16%	3%
Mathematics	94	33	0%	0%	74%	30%	26%	9%
PSD	93	34	0%	0%	60%	22%	40%	35%

## Comparison of Pupil Progress 2016-2017 vs 2017-2018 vs 2018 - 2019

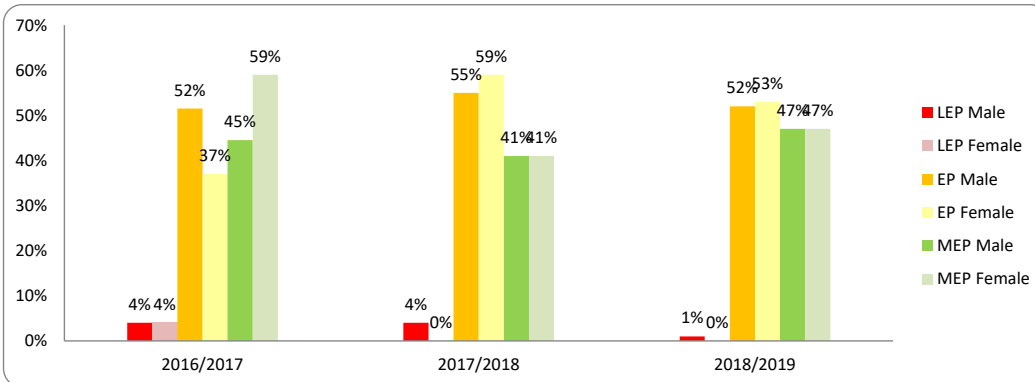
### GENDER Language & Literacy



The performance of boys and girls is comparable. Girls slightly outperform boys in reading and writing.

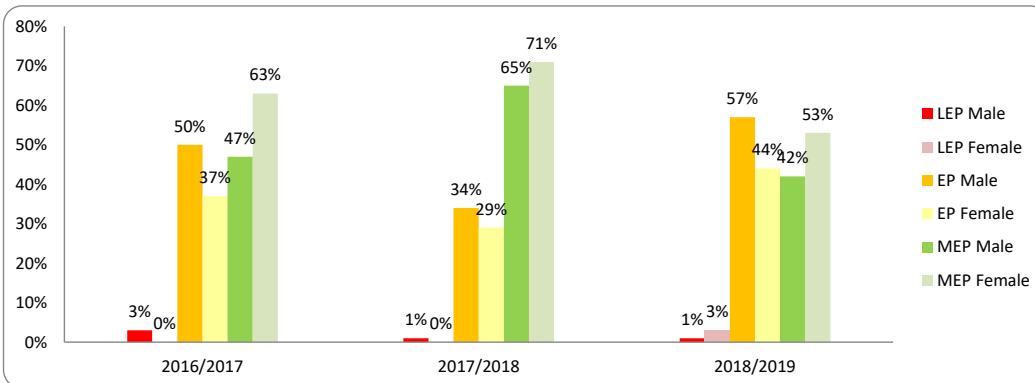
However when considering this data it is important to recognise the differences in cohort size 100 boys to 36 girls.

### GENDER - Mathematics



The performance of boys and girls is comparable through all strands of Mathematics.

### GENDER - PSD



The performance of boys and girls is mainly comparable through all strands of PSD with more Female pupils making more than expected progress.