

Safer Internet Day: Public or Private?



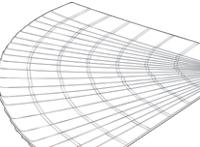








We have to be very careful about the photographs we share with people online and the information included in them. We have to think about whether they include important personal information that should be kept private. Look at all of the examples below of photos that people often share on their social media accounts. Decide whether or not you think they should be part of a public or private account. Cut out the statements and stick them into the correct box.

Public Account

A public account on social media means that members of the public can see what you write about or which pictures you show. People you don't know can access it.

Private Account

A private account on social media means that the only people who can see what you write about or which pictures you show, are friends or people you know.

<p>Real name</p> <p><small>twinkl.com</small></p>	
<p>Mobile phone number</p> <p><small>twinkl.com</small></p>	
<p>Picture of your favourite colour</p> <p><small>twinkl.com</small></p>	
<p>Picture of your school</p> <p><small>twinkl.com</small></p>	
<p>Real address</p> <p><small>twinkl.com</small></p>	
<p>Picture of you in swimwear</p> <p><small>twinkl.com</small></p>	
<p>Picture of your pet</p> <p><small>twinkl.com</small></p>	
<p>Picture of your house</p> <p><small>twinkl.com</small></p>	
<p>Picture of your favourite hobby</p> <p><small>twinkl.com</small></p>	
<p>Your nickname</p> <p><small>twinkl.com</small></p>	
<p>Picture of you</p> <p><small>twinkl.com</small></p>	
<p>Your city</p> <p><small>twinkl.com</small></p>	